



L/CT SBR

TELATA STANDARD

STANDARD WITH INSERTIONS



- **Adatta per usi correnti.**
Suitable for current applications.







IMPIEGO APPLICATIONS

Adatta per usi correnti ove non siano richieste particolari resistenze ad agenti atmosferici, oli e calore.

Superficie: Liscia/Liscia

Suitable for current applications without particular resistance requirements against atmospheric agents, oil and heat.

Surface: Smooth/Smooth

 mm	 STOCK	 m	 m	
1,5	1	✓	1,2/1,4	10
2	1	✓	1,2/1,4/1,5	10
2,5	1	✓	1,2/1,4	10
3	1	✓	1,2/1,4/1,5	10
4	1	✓	1,2/1,4/1,5	10
4	2	✓	1,2/1,4/1,5	10
5	2	✓	1,2/1,4/1,5	10
6 / 8	2	✓	1,2/1,4	10
10	2	✓	1,2/1,4	5/10
12 ÷ 20	2	✓	1,2	5
25 ÷ 50	2	--	1	1



DUREZZA
HARDNESS

Norme / Norms:
ASTM D2240

70 Shore A ± 5



CARICO ROTTURA
TENSILE STRENGTH

Norme / Norms:
ASTM D412

40 kg/cm²



ALLUNGAMENTO
ELONGATION

Norme / Norms:
ASTM D412

200%



1,5 gr/cm³



-25°C / +70°C
-13°F / +158°F